



### Clothes

once every four weeks

- shirts ●sweaters ●jackets ●skirts ●pants ●underwear
- towels and handkerchieves ●blankets ●etc.



Put trash in clear or white semi-transparent bags. White supermarket bags are also OK.


how to dispose

- You can drop items off at Kankyo Plaza Tsubasa Kan (refer front page).

Discard grimy items • socks • pillows • stuffed animals as burnable trash.

Over -sized trash are collected by making an appointment in advance, or bring to Clean Center directly

- furnitures like chest of drawers ,beds,desks,sofas etc.
- over-sized trash like electric appliances with any edge longer than 50 cm.




Over -sized trash are collected (only by appontment • cost is from 500 ~ 2000 yen per item)

- ① Make an appointment by phone (049-239-5056 only in Japanese ). hours: Monday to Friday (8:30 ~ 12:00 / 12:45 ~ 17:00)
- ② Put out items on the collection day before the appointed time.
- ③ Pay the collection fee for disposal.

If bringing in to the Clean Center, the charge is 50 yen per 10 kg.  
Bring in directly to the East Clean Center (049-223-2645) or Recycling Center (049-234-0530). hours: Monday to Friday (8:40 ~ 11:50/12:45 ~ 16:00)

## items that cannot be collected or disposed of by Kawagoe



- TVs ●airconditioners ●refrigerators /freezers ●washing machines ●clothing dryers ●PCs
- tires ●LPG cylinders ●car batteries ●fire extinguishers ●chemicals ●bikes
- gates ●fuel (gasoline, etc.) ●pianos ●solar water heaters ●cement blocks ●concrete products ●safes ●soil ●rocks

⇒refer to the right

TVs, air conditioners, refrigerators, washing machines, clothes dryers should be disposed any of these ways:

- ① Deliver to store of purchase, or store where replacement is purchased.  
※Pay the recycling and collecting fees.
- ② Buy a recycle ticket at Post Office and bring together with the item to designated site.  
※Please check approved sites on Kawagoe City's official website.
- ③ Buy a recycle ticket at Post Office and request licensed agent to collect.  
※Collection and delivery fees are necessary in this case.

For details contact Shigenjunkan Suishin-Ka (Resource Recycling Promotion Division).

For the personal computer disposal, contact manufacturer.  
If you don't know how to make contact with the manufacturer, consult PC 3R Promotion Center (03-5282-7685).


For inquiries,please call Resource Recycling Promotion Division (049-239-6267 only in Japanese).  
For those without Japanese skills, please consult with a Japanese speaker.

## Kawagoe City's guide for separating and disposing household trash (English version)

We have strict guidelines for each trash category.  
These are necessary for Kawagoe to recycle as much trash as possible.  
Please cooperate in protecting our environment.

### Rules of trash disposal

- ★ Trash collection days vary according to your neighborhood. Please check the Japanese version for details.  
If you don't know your neighborhood's schedule, please contact Shushu Kanrika= Collection Management Section (tel:049-239-5058 Japanese only).  
For holidays and New Year collection, please check the Japanese version.
- ★ Put trash out be 8:00 AM on collection days.  
Don't put garbage out the previous night in order to reduce fire hazard.



### Smartphone application introducing Kawagoe City trash collection system.

The smartphone application for how to divide and dispose of garbage is free though users are responsible for any data charges.  
An alert function for your neighborhood's collection days can also be activated.

#### How to download

- Read the QR code with your smartphone.
- Or, search for Kawagoe gomibunbetsu in Google Play (Android phones) or App Store (iPhones).

Google play



Android app on Google play

App Store



Download on the App Store

### Kankyo Plaza Tsubasa Kan

This is a garbage and environmental learning facility.  
Admission is free.  
Collection and sale of used clothing and daily goods, and sale of remodeled furniture and bicycles are also available.

#### Business hours

- 9:00-17:00/Closed Mondays and public holidays, and a few days at yearend and New Years
- 782-3 Kujirai Kawagoe City
- TEL049-239-5053(Japanese only)



# Dispose of trash on designated days by 8:00 AM. Do not put out the previous night.

**Burnable trash**  
可燃ごみ

**Plastic containers and wrapping**  
その他プラスチック製容器包装

**Bottles and Cans, PET bottles**  
びん・かん、ペットボトル

**Paper**  
紙類

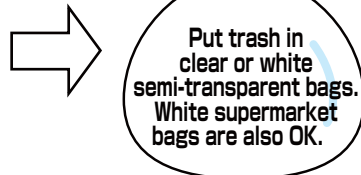

**Non-burnable trash**  
**Harmful trash**  
不燃ごみ・有害ごみ

Garbage categories are explained by color group.  
Each category has its own collection day. Please dispose on the correct days.

**Burnable trash**

**twice a week**

- kitchen garbage ●leather items ●plastic items (without a plastic recycle mark)
- etc. No side should be more than 50 cm



how to dispose

- Futon should be folded and tied with cord (up to 2 futons per collection).
- Remove filth from disposable diapers.

Remove any metal parts and dispose of them as non-burnable garbage.

**Plastic containers and wrapping**

**once a week**

- containers for food, drink and daily items ●bottles ●tubes ●food trays ●plastic wrap ●etc.



check for this mark



how to dispose

- Remove lids, empty, and rinse.

Dispose of grimy items as burnable trash.

**Bottles and Cans, PET bottles**

**once every two weeks**

- glass beverage bottles ●cosmetic bottles ●liquor bottles (1.8 litres)
- cans for beverages or food
- spray cans or gas cassettes



Put all together in the same bag.



how to dispose

- Remove lids, empty, and rinse.


Dispose of medicine bottles and snack cans as unburnable trash.

- PET bottles that contained soft drinks, liquor, or seasonings



check for this mark

Bag PET bottles separately.



how to dispose


- Remove lids, empty, and rinse.

Remove the caps and labels from PET bottles and discard as plastic.

**Paper**

**once a month**

- newspapers ●cardboard ●cartons (if white inside)
- miscellaneous paper (books, magazines, snack boxes, wrapping papers etc.)



how to dispose


- Fold, then tie with cord. Do not put in a plastic bag.
- Remove any plastic parts.

Dispose of grimy items, photos, sticker sheets, etc., as burnable trash.

**Non-burnable trash ● Harmful trash**

**once every four weeks**

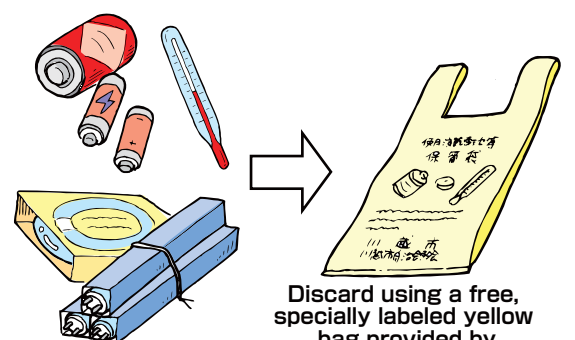
- electric appliances (if one side less than 50 cm) ●metal ●glass ●ceramics ●cutlery ●bicycles
- suitcases ●one-drawer clothing boxes



how to dispose

- Wrap breakable items or cutlery with paper or cloth, put in a bag, and label "Kiken".
- When discarding bicycles or baby carriages, label as "Gomi".

- dry cell batteries ●fluorescent bulbs
- thermometers or other items containing mercury



Discard using a free, specially labeled yellow bag provided by City Hall or Citizen Center.

- Bag separately from other non-burnable trash.
- Put fluorescent bulbs in their original containers.

Please verify your neighborhood's collection schedule  
in the Japanese version of this pamphlet  
and attach here.

Clothes  
Over-sized trash  
TV ● airconditioners  
refrigerators  
washing machines  
clothing dryers  
PC  
refer to the back page